



Instant Recall Maths Facts

Y2 – Autumn 1

I know number bonds to 20

By the end of this half term, children should know all the following facts. The aim is for them to recall these facts instantly.

÷	-	7	π	=	5	>	5	3	+	1	÷	2
8												
<												
%												
0												
+												
12												
×												
-	1	π	=	10	<	7	9	-	÷	6		

$0 + 20 = 20$	$20 + 0 = 20$	$20 - 0 = 20$	$20 - 20 = 0$
$1 + 19 = 20$	$19 + 1 = 20$	$20 - 1 = 19$	$20 - 19 = 1$
$2 + 18 = 20$	$18 + 2 = 20$	$20 - 2 = 18$	$20 - 18 = 2$
$3 + 17 = 20$	$17 + 3 = 20$	$20 - 3 = 17$	$20 - 17 = 3$
$4 + 16 = 20$	$16 + 4 = 20$	$20 - 4 = 16$	$20 - 16 = 4$
$5 + 15 = 20$	$15 + 5 = 20$	$20 - 5 = 15$	$20 - 15 = 5$
$6 + 14 = 20$	$14 + 6 = 20$	$20 - 6 = 14$	$20 - 14 = 6$
$7 + 13 = 20$	$13 + 7 = 20$	$20 - 7 = 13$	$20 - 13 = 7$
$8 + 12 = 20$	$12 + 8 = 20$	$20 - 8 = 12$	$20 - 12 = 8$
$9 + 11 = 20$	$11 + 9 = 20$	$20 - 9 = 11$	$20 - 11 = 9$
$10 + 10 = 20$		$20 - 10 = 10$	

Key Vocabulary

What do I add to 5 to make 20?

What is 20 take away 6?

What is 3 less than 20?

How many more than 16 is 20?

They should be able to answer these questions in any order, including missing number questions e.g. $19 + \bigcirc = 20$ or $20 - \bigcirc = 8$.

The secret to success is practising little and often. Use time wisely. Can you practise these KIRFs while walking to school or during a car journey? You don't need to practise them all at once: perhaps you could have a fact of the day. If you would like more ideas, please speak to your child's teacher.

Use what you already know – Use number bonds to 10 (e.g. $7 + 3 = 10$) to work out related number bonds to 20 (e.g. $17 + 3 = 20$).

Use practical resources – Make collections of 20 objects. Ask questions such as, "How many more conkers would I need to make 20?"

Make a poster – We use Numicon at school. You can find pictures of the Numicon shapes here: bit.ly/NumiconPictures – your child could make a poster showing the different ways of making 20.

Play games – You can play number bond pairs online at www.conkermaths.com and then see how many questions you can answer in just one minute.



Instant Recall Maths Facts

Y2 – Autumn 2

● I know the multiplication and division facts for the 10 times table.

By the end of this half term, children should know all the following facts. The aim is for them to recall these facts instantly.

$10 \times 1 = 10$	$10 \div 10 = 1$
$10 \times 2 = 20$	$20 \div 10 = 2$
$10 \times 3 = 30$	$30 \div 10 = 3$
$10 \times 4 = 40$	$40 \div 10 = 4$
$10 \times 5 = 50$	$50 \div 10 = 5$
$10 \times 6 = 60$	$60 \div 10 = 6$
$10 \times 7 = 70$	$70 \div 10 = 7$
$10 \times 8 = 80$	$80 \div 10 = 8$
$10 \times 9 = 90$	$90 \div 10 = 9$
$10 \times 10 = 100$	$100 \div 10 = 10$
$10 \times 11 = 110$	$110 \div 10 = 11$
$10 \times 12 = 120$	$120 \div 10 = 12$

Key Vocabulary

What is 10 multiplied by 3?

What is 10 times 9?

What is 70 divided by 10?

They should be able to answer these questions in any order, including missing number questions e.g. $10 \times \bigcirc = 80$ or $\bigcirc \div 10 = 6$.

The secret to success is practising little and often. Use time wisely. Can you practise these KIRFs while walking to school or during a car journey? You don't need to practise them all at once: perhaps you could have a fact of the day. If you would like more ideas, please speak to your child's teacher.

Pronunciation – Make sure that your child is pronouncing the numbers correctly and not getting confused between thirteen and thirty.

Songs and Chants – You can buy Times Tables CDs or find multiplication songs and chants online. If your child creates their own song, this can make the times tables even more memorable.

Test the Parent – Your child can make up their own tricky division questions for you e.g. What is 70 divided by 7? They need to be able to multiply to create these questions.



Instant Recall Maths Facts

Y2 – Spring 1

I know doubles and halves of numbers to 20

By the end of this half term, children should know all the following facts. The aim is for them to recall these facts instantly.

$0 + 0 = 0$	% of 0 = 0	
$1 + 1 = 1$	% of 2 = 1	$11 + 11 = 22$
$2 + 2 = 4$	% of 4 = 2	$12 + 12 = 24$
$3 + 3 = 6$	% of 6 = 3	$13 + 13 = 26$
$4 + 4 = 8$	% of 8 = 4	$14 + 14 = 28$
$5 + 5 = 10$	% of 10 = 5	$15 + 15 = 30$
$6 + 6 = 12$	% of 12 = 6	$16 + 16 = 32$
$7 + 7 = 14$	% of 14 = 7	$17 + 17 = 34$
$8 + 8 = 16$	% of 16 = 8	$18 + 18 = 36$
$9 + 9 = 18$	% of 18 = 9	$19 + 19 = 38$
$10 + 10 = 20$	% of 20 = 10	$20 + 20 = 40$

Key Vocabulary

What is double 9?

What is half of 14?

The secret to success is practising little and often. Use time wisely. Can you practise these KIRFs while walking to school or during a car journey? You don't need to practise them all at once: perhaps you could have a fact of the day. If you would like more ideas, please speak to your child's teacher.

Use what you already know – Encourage your child to find the connection between the 2 times table and double facts.

Ping Pong – In this game, the parent says, "Ping," and the child replies, "Pong." Then the parent says a number and the child doubles it. For a harder version, the adult can say, "Pong." The child replies, "Ping," and then halves the next number given.

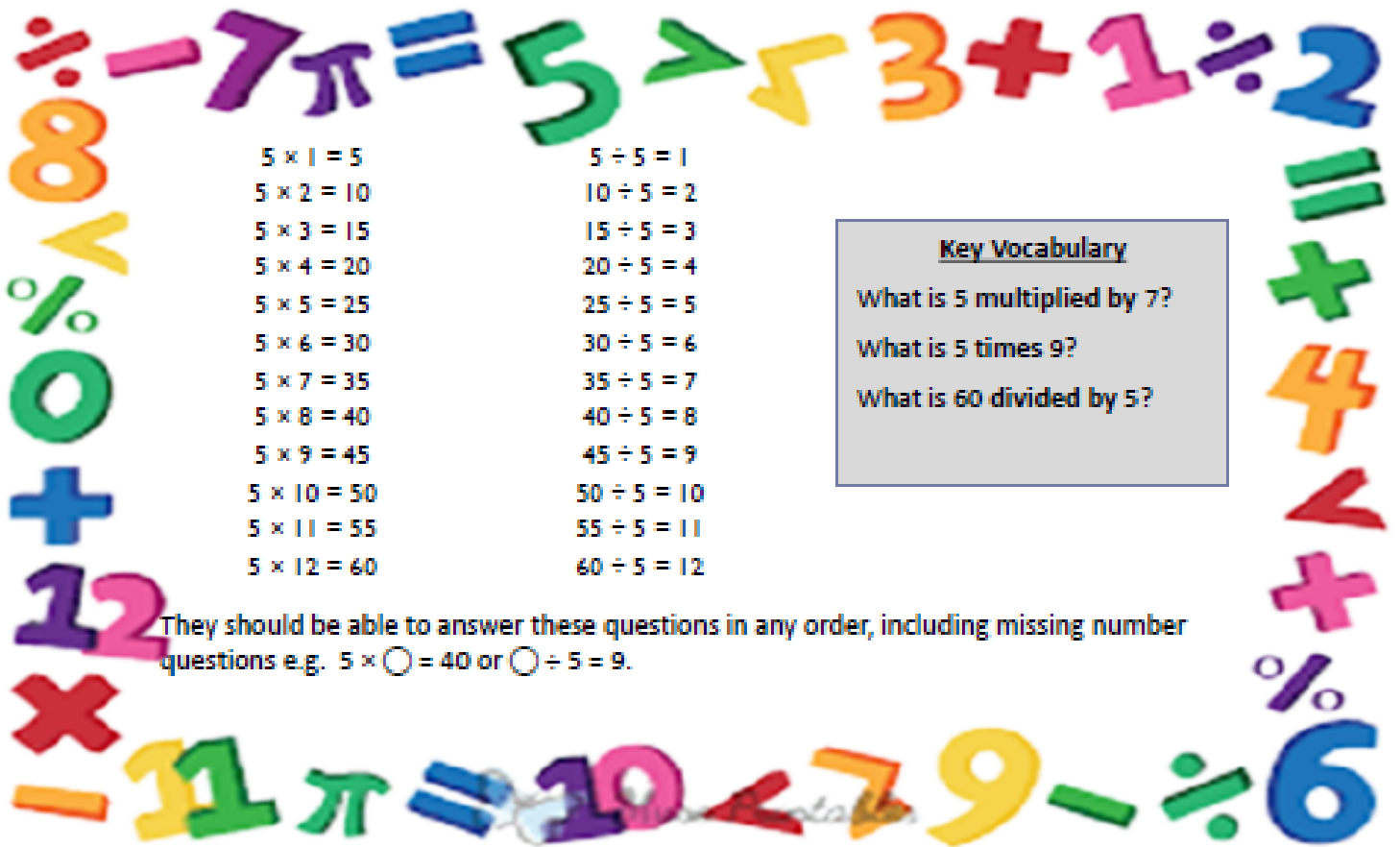


Instant Recall Maths Facts

Y2 – Spring 2

 I know the multiplication and division facts of the 5 times table

By the end of this half term, children should know all the following facts. The aim is for them to recall these facts instantly.



$5 \times 1 = 5$	$5 \div 5 = 1$
$5 \times 2 = 10$	$10 \div 5 = 2$
$5 \times 3 = 15$	$15 \div 5 = 3$
$5 \times 4 = 20$	$20 \div 5 = 4$
$5 \times 5 = 25$	$25 \div 5 = 5$
$5 \times 6 = 30$	$30 \div 5 = 6$
$5 \times 7 = 35$	$35 \div 5 = 7$
$5 \times 8 = 40$	$40 \div 5 = 8$
$5 \times 9 = 45$	$45 \div 5 = 9$
$5 \times 10 = 50$	$50 \div 5 = 10$
$5 \times 11 = 55$	$55 \div 5 = 11$
$5 \times 12 = 60$	$60 \div 5 = 12$

Key Vocabulary

What is 5 multiplied by 7?

What is 5 times 9?

What is 60 divided by 5?

They should be able to answer these questions in any order, including missing number questions e.g. $5 \times \bigcirc = 40$ or $\bigcirc \div 5 = 9$.

The secret to success is practising little and often. Use time wisely. Can you practise these KIRFs while walking to school or during a car journey? You don't need to practise them all at once: perhaps you could have a fact of the day. If you would like more ideas, please speak to your child's teacher.

Songs and Chants – You can buy Times Tables CDs or find multiplication songs and chants online. If your child creates their own song, this can make the times tables even more memorable.

Spot patterns – What patterns can your child spot in the 5 times table? Are there any similarities with the 10 times table?

Test the Parent – Your child can make up their own tricky division questions for you e.g. What is 45 divided by 5? They need to be able to multiply to create these questions.



Instant Recall Maths Facts

Y2 – Summer 1

 I can tell the time for half and quarter past


By the end of this half term, children should know all the following facts. The aim is for them to recall these facts instantly.

Children need to be able to tell the time using a clock with hands. This target can be broken down into several steps.

- ▶ I can tell the time to the nearest hour.
- ▶ I can tell the time to the nearest half hour.
- ▶ I can tell the time to the nearest quarter hour.
- I can tell the time to the nearest five minutes.

Key Vocabulary

- Twelve o'clock
- Half past two
- Quarter past three
- Quarter to nine
- Five past one
- Twenty-five to ten



The secret to success is practising little and often. If you would like more ideas, please speak to your child's teacher.

Talk about time - Discuss what time things happen. When does your child wake up? What time do they eat breakfast? Make sure that you have an analogue clock visible in your house or that your child wears a watch with hands.

Ask your child the time regularly - You could also give your child some responsibility for watching the clock : "The cakes need to come out of the oven at quarter past four." "We need to leave the house at half past eight."

Use memory tricks - For those hard-to-remember facts, www.multiplication.com has some strange picture stories to help children remember.

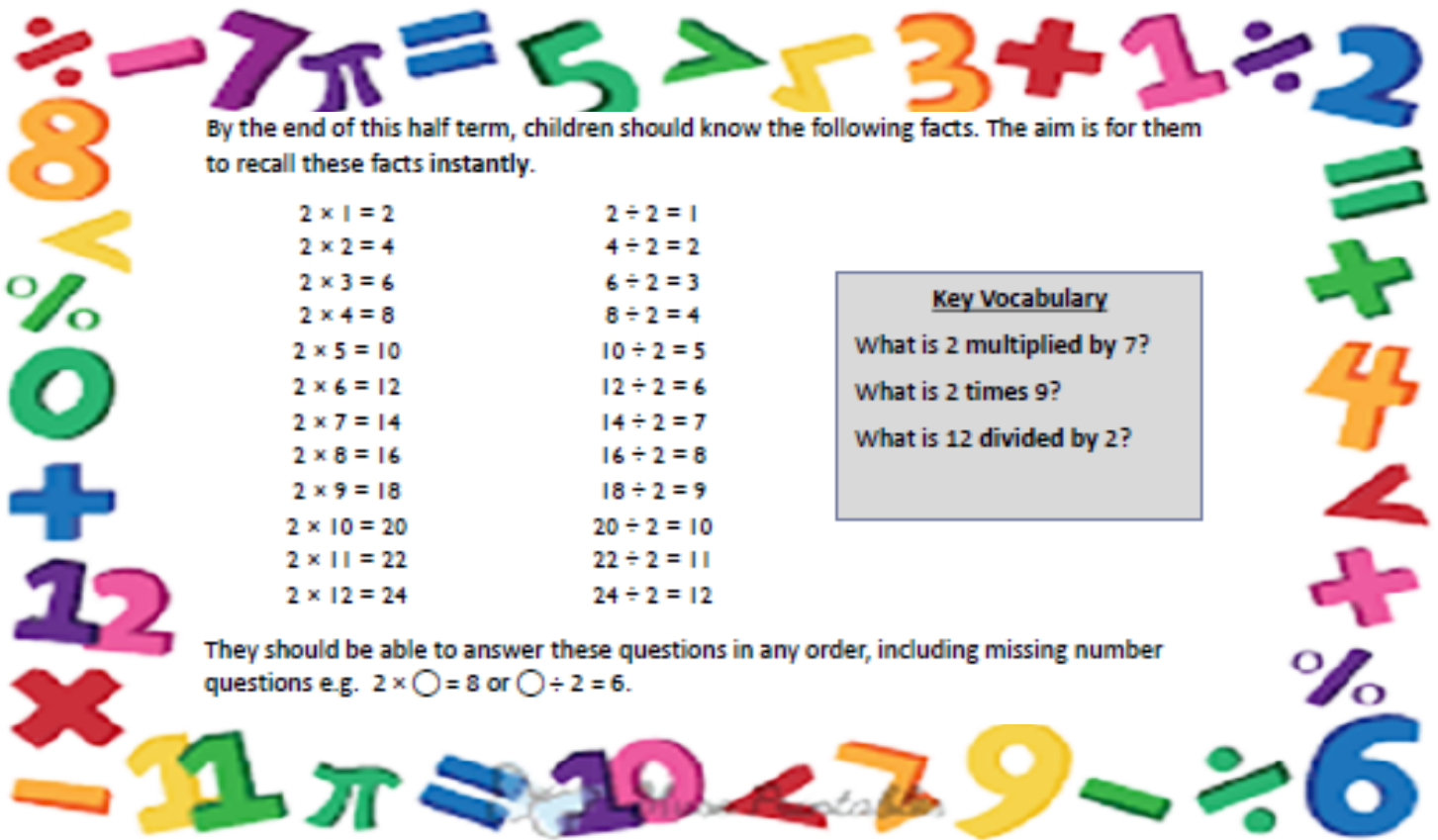


Instant Recall Maths Facts

Y2 – Summer 2

 I know the multiplication and division facts of the 2 times table

By the end of this half term, children should know all the following facts. The aim is for them to recall these facts instantly.



By the end of this half term, children should know the following facts. The aim is for them to recall these facts instantly.

$2 \times 1 = 2$	$2 \div 2 = 1$
$2 \times 2 = 4$	$4 \div 2 = 2$
$2 \times 3 = 6$	$6 \div 2 = 3$
$2 \times 4 = 8$	$8 \div 2 = 4$
$2 \times 5 = 10$	$10 \div 2 = 5$
$2 \times 6 = 12$	$12 \div 2 = 6$
$2 \times 7 = 14$	$14 \div 2 = 7$
$2 \times 8 = 16$	$16 \div 2 = 8$
$2 \times 9 = 18$	$18 \div 2 = 9$
$2 \times 10 = 20$	$20 \div 2 = 10$
$2 \times 11 = 22$	$22 \div 2 = 11$
$2 \times 12 = 24$	$24 \div 2 = 12$

Key Vocabulary

What is 2 multiplied by 7?

What is 2 times 9?

What is 12 divided by 2?

They should be able to answer these questions in any order, including missing number questions e.g. $2 \times \bigcirc = 8$ or $\bigcirc \div 2 = 6$.

The secret to success is practising little and often. Use time wisely. Can you practise these KIRFs while walking to school or during a car journey? You don't need to practise them all at once: perhaps you could have a fact of the day. If you would like more ideas, please speak to your child's teacher.

Songs and Chants – You can buy Times Tables CDs or find multiplication songs and chants online. If your child creates their own song, this can make the times tables even more memorable.

Use what you already know – If your child knows that $2 \times 5 = 10$, they can use this fact to work out that $2 \times 6 = 12$.

Test the Parent – Your child can make up their own tricky division questions for you e.g. What is 18 divided by 2? They need to be able to multiply to create these questions.

Use memory tricks – For those hard-to-remember facts, www.multiplication.com has some strange picture stories to help children remember.